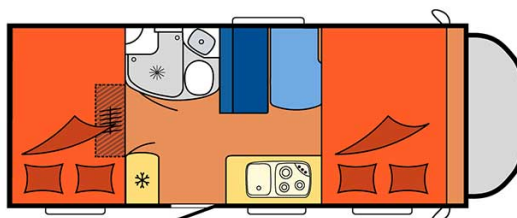
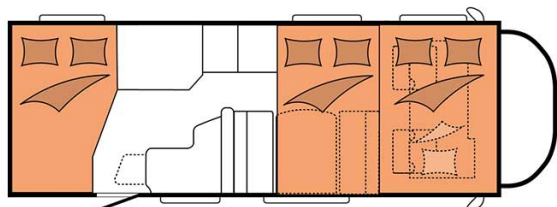
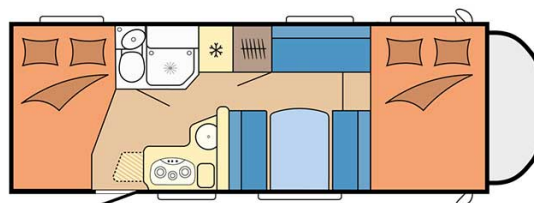
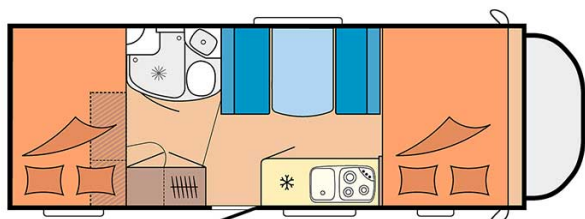
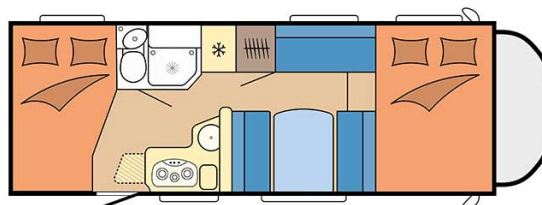


Motorhome Thor Large Iceland

Modèle deluxe



Description	<p>updated 12/2023</p> <p>This vehicle is designed to accommodate up to 5 people in great comfort. It has 3 double beds and large storage spaces.</p> <p>The plans, dimensions and layouts here are indicative and may vary without notice.</p> <p>VIDEO - Motorhome orientation.</p>
Characteristics	<p>Thor Large</p> <p>Sleeps: 5</p> <p>Turbo Diesel Engine</p> <p>Fiat/Citroen chassis</p> <p>Manual transmission</p> <p>Airbags</p> <p>Navigation</p> <p>? Virtual visit of the Thor Large model here.</p>
Fuel	<p>Diesel</p> <p>Average consumption: 10-12 L/100km</p>

Dimensions	Length: 6.30 to 7.60 m Width: 2.30 to 2.40 m Height: 3.00 to 3.20 m
Passengers	5 sleeps
Reserve	Fuel tank: 90L (23.8 US gal) Fresh water tank: 100L (26.4 US gal) Waste water tank: 96L (25.4 US gal)
Beds	Front bed: 210 cm x 150-160 cm Dinette bed: 180-210 cm x 100-130 cm Rear bed: 210-215 cm x 140 cm
Kitchen	Sink (hot and cold water) Cooker 3 stoves Fridge min. 80L Dishes and cutlery
Shower/Toilet	Shower Toilet Hot and cold water
Heating/Air Conditionning	Heating and air conditioning like in a car Heating while parked
Energy	Gas. Allows for use of the refrigerator, water heater, and heater, while not connected to an electrical hook-up. Electrical Connection 230V (Hook-up) Auxiliary Battery. Batteries will last around 12 hours depending on use, and are recharged when driving the vehicle, or hooked up the 230V connection. 12V outlet. Remember to bring your adaptors for charging your personal electronics such as cameras and phones.
Audio & Connexions	Radio AM/FM Bluetooth
Complementary Equipment	Leveling blocks Fly screens Sun curtains Tire repair kit Fire extinguisher First aid kit 4 x three-point seat belts + 1 x two-point belt Electric cable Adapter Storage compartment: 66x111cm / 115x80cm / 100x80cm